


b) On the grid below, draw around your open hand and estimate the area.




c) Compare your estimates for a) and b). Do you notice anything?

---



---

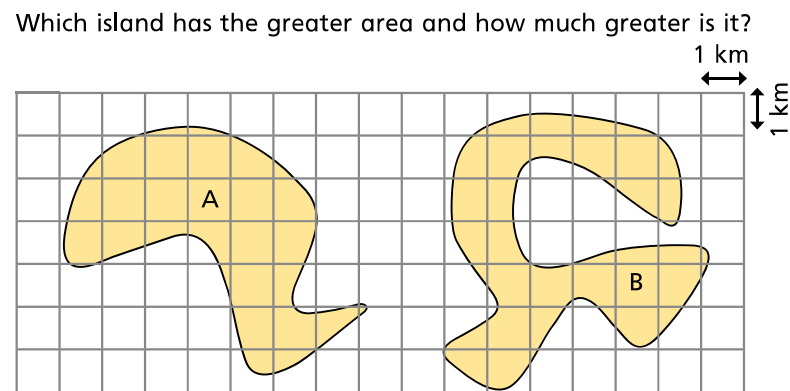


---



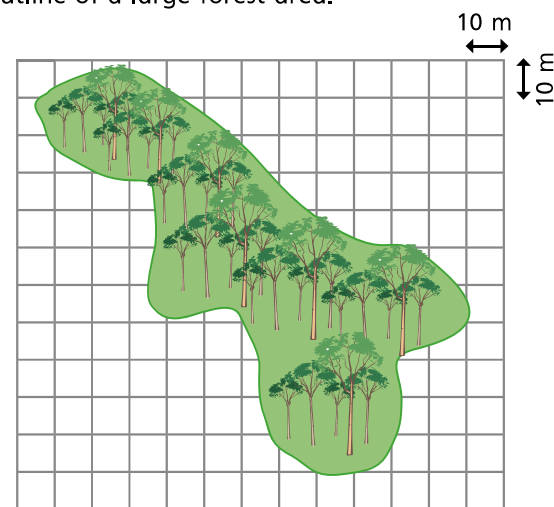
4 Here is the outline of two islands.

Each square represents  $1 \text{ km}^2$  of land.




---

5 This is the outline of a large forest area.



Estimate the area of the forest.

